



## **National College Student Bystander Survey Summary Report**

California State University, Maritime

Prepared June 19, 2019

**June 19, 2019**

Dear Dr. Wilbur,

Thank you for California State University, Maritime's participation in the inaugural National College Student Bystander Benchmark Survey by WITH US. Included in this report is your university's survey data, as well as aggregate data from the group of participating California State University and University of California campuses.

Our team thoroughly enjoyed working with you to ensure the delivery of important information that will help you gain a better understanding of your students' attitudes, motivations, and behaviors toward sexual harassment, sexual assault and intimate partner violence; alcohol misuse, illegal drug use and other prescription drug abuse; hate, bias and discrimination; and hazing. To that end, we hope the enclosed report will help your university make informed policy decisions, develop health and safety programming, and create additional initiatives to help educate and save student lives.

We hope you will consider joining us again next year as we expand the National College Student Bystander Benchmark Survey nationwide. In the meantime, should you have any questions or need any additional assistance interpreting your survey data, please don't hesitate to contact our team directly at [withus@calpoly.edu](mailto:withus@calpoly.edu).

Sincerely,

Michael Eberhard, M.Ed.  
Program Coordinator  
WITH US  
Cal Poly

Kevin T. Grant, Ed.D.  
Director of Student Affairs Assessment and Research  
Cal Poly

## Table of Contents

About .....	4
Demographics .....	6
Sexual Harassment .....	7
Sexual Assault .....	8
Intimate Partner Violence .....	9
Unhealthy Alcohol Use .....	11
Illicit or “Hard” Drug Usage .....	13
Prescription Drug Abuse .....	14
Discriminatory and Hateful Speech/Actions .....	16
Hazing .....	18
Bystander Intervention .....	20

## About WITH US

In 2008, Scott and Julia Starkey lost their son, Carson, to alcohol poisoning from a hazing incident during his freshman year of college. The Starkey family committed their lives and resources to prevent further tragedies and established Aware Awake Alive, a national nonprofit dedicated to alcohol poisoning prevention. It was their mission to equip youth and their communities with the tools and confidence to take care of each other and make better choices around alcohol. Since its inception, Cal Poly has been one of Aware Awake Alive's greatest supporters and is now home base for the organization.

In 2018, WITH US officially launched at Cal Poly in order to broaden the influence and mission of Aware Awake Alive and build upon its successful peer-to-peer education and intervention model. Our mission is to empower peer-led movements of bystander intervention through evidence-based research and programs that inform and empower people to make meaningful changes in their campus communities.

## About the Bystander Intervention Benchmark Survey

In order to make informed decisions that improve campus communities, WITH US launched the Bystander Intervention Benchmark Survey for California public universities to gather essential data on today's college students and the critical health and safety issues they face. This survey addresses the prevalence of four primary bystander intervention topics: sexual assault and intimate partner violence, hate and bias instances, hazing, and alcohol and other drug abuse.

## Study Design

Eight CSU and UC campuses elected to participate in the statewide iteration of the 2019 survey. Each campus provided either a random sample of 5,000 currently enrolled undergraduate students, or a sample of all currently enrolled undergraduate students if the campus had fewer than 5,000 students. Participating campuses provided an initial communication with selected students via campus email to introduce and endorse the survey, while simultaneously requesting their participation. WITH US then followed up with selected students via campus email to formally invite and remind them to participate in the online survey.

## **Incentives and Confidentiality**

To boost participation, WITH US offered the opportunity for participating students to enter a raffle and win one of 20 Amazon gift cards valued at \$100 each. WITH US also encouraged each participating university to include incentives of their own to further increase participation. Confidentiality was also an important aspect of this survey; WITH US assured participating students that their responses will remain anonymous and only be reported as part the aggregate sample of participating universities.

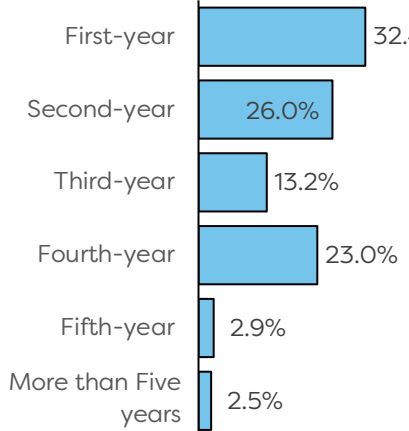
## **Student Involvement**

WITH US strongly believes in providing students the opportunity to positively impact their local communities and campuses. In that vein and in the spirit of Cal Poly's motto of Learn by Doing, Cal Poly students played a big part in the creation and implementation of the Bystander Benchmark Survey, as well as the design of this very report. Before dispersing the Bystander Benchmark Survey to participating institutions, it was pilot tested at Cal Poly by an upper-division statistics course; two of the students who initially worked on this project continue working for WITH US as statistical interns today. Furthermore, this report was designed by a team of graphic design students within the Office of the Vice President for Student Affairs at Cal Poly, in close collaboration with the WITH US staff.

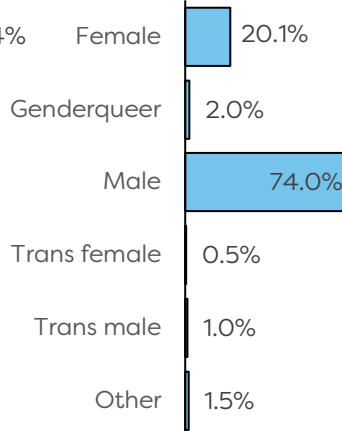
## **About this Report and Further Data Exploration**

This report will be populated with basic summarizations of the response data obtained from the survey. Each campus will be able to see the basic summary statistics of student responses to each question for their campus specifically, as well as overall aggregate responses from other participating CSU and UC campuses. In addition, a raw response data file from your campus has been provided with this report, should you wish to further examine your campus data.

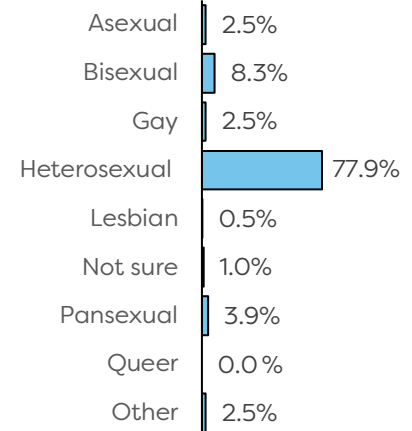
### YEAR IN COLLEGE



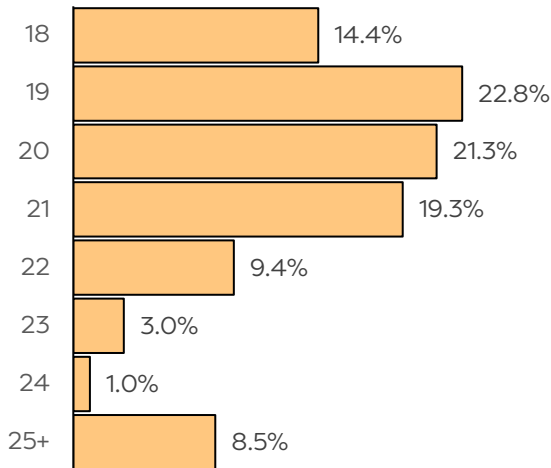
### GENDER IDENTITY



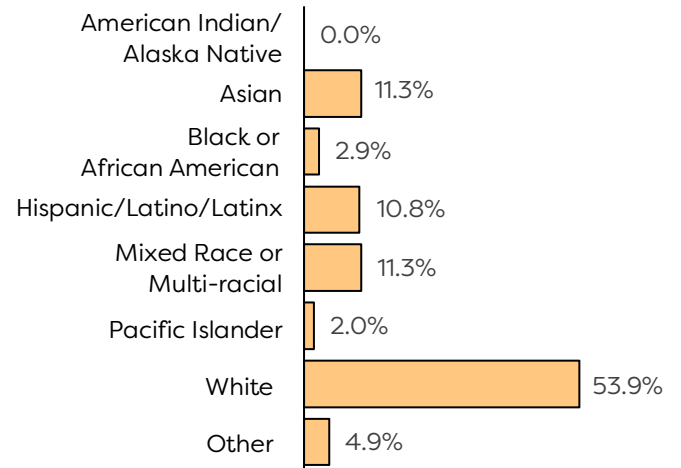
### SEXUAL ORIENTATION



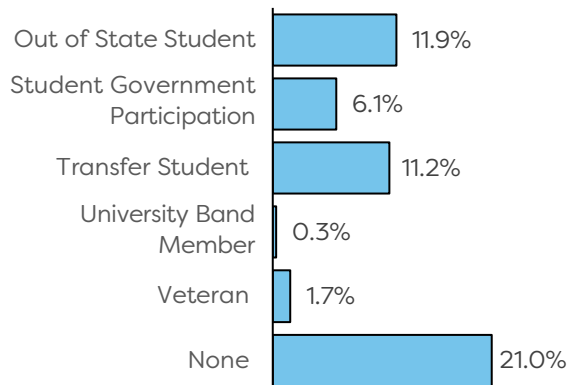
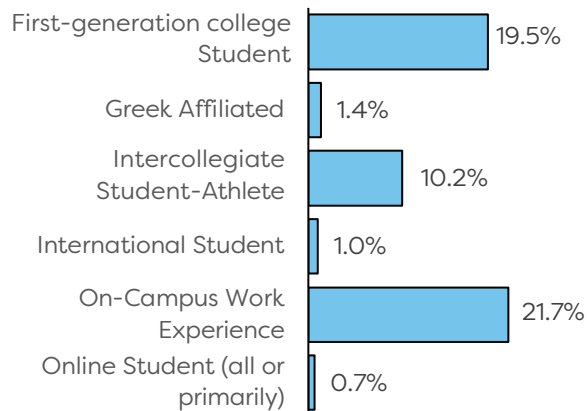
### AGE



### RACIAL/ETHNIC IDENTITY



### AFFILIATIONS/IDENTITY



### RESPONSE RATE

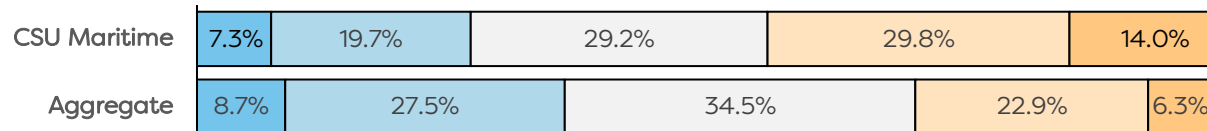
204 responded / 950 invited / 21.5%

## SEXUAL HARASSMENT

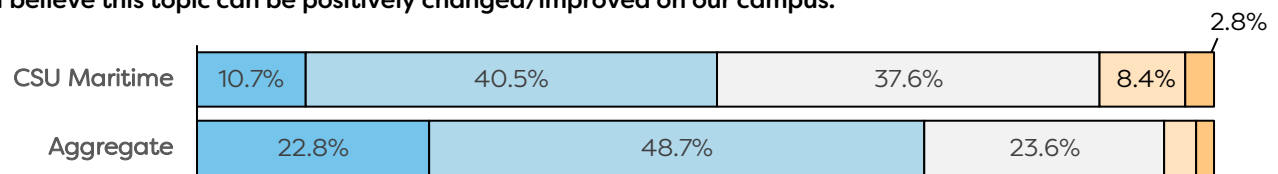
Sexual harassment is defined as unwelcome sexual advances, requests for sexual favors, and other verbal or physical conduct of a sexual nature when the conduct is made as a term or condition of an individual's employment, education, living environment or participation in a university community. The conduct unreasonably impacts an individual's employment or academic performance or creates an intimidating, hostile or offensive environment for that individual's employment, education, living environment, or participation in a university community (<https://sapac.umich.edu/article/63>).

Strongly Agree Agree Neutral Disagree Strongly Disagree

**I think sexual harassment is a problem on/around this campus.**




**I believe this topic can be positively changed/improved on our campus.**



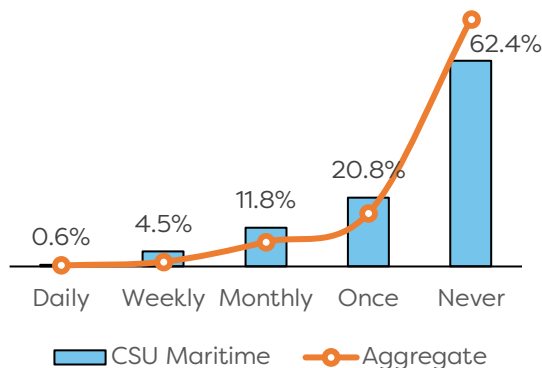
**I would intervene when observing a potential sexual harassment situation with other students.**



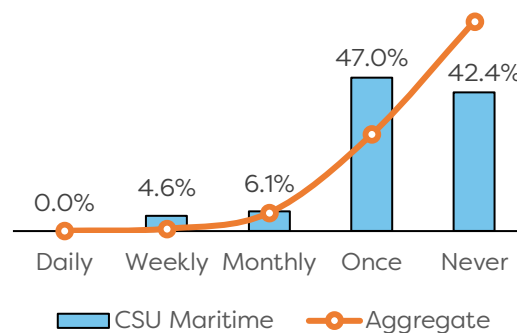
**Alcohol is typically a factor in the incidents of sexual harassment that I've witnessed or heard about.†**



**During the Fall 2018 academic term, how often did you witness a potential sexual harassment situation?**



**During the Fall 2018 academic term, I stepped in to prevent a potential instance of sexual harassment.†**



†Conditioned on situations reported as witnessed \*Campus percentages listed only

In situations where I did not intervene, it was because...<sup>†</sup>


	Avg.			Avg.	
<b>36%</b>	<b>41%</b>	I didn't know what to do.	<b>41%</b>	<b>28%</b>	My relationship with them made it complicated.
<b>38%</b>	<b>38%</b>	I was distracted at the time.	<b>17%</b>	<b>25%</b>	I was paralyzed, but I wanted to do something.
<b>17%</b>	<b>24%</b>	I assumed somebody else would do something.	<b>6%</b>	<b>4%</b>	The person deserved/chose whatever was happening.
<b>27%</b>	<b>26%</b>	It wasn't any of my business.	<b>12%</b>	<b>8%</b>	I was concerned what my friends/peers would think of me.
<b>35%</b>	<b>48%</b>	The situation made me feel unsafe.	<b>21%</b>	<b>21%</b>	I thought I could get in trouble by being involved.

## SEXUAL ASSAULT

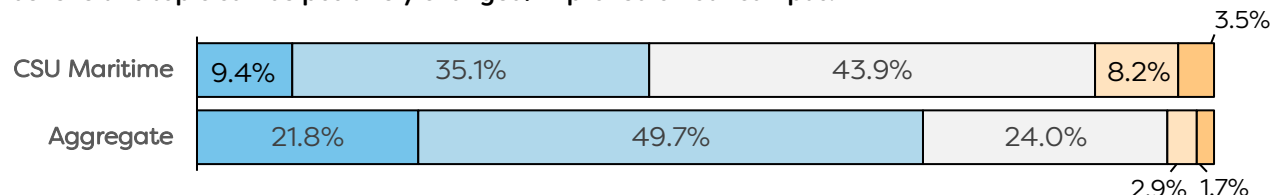
The term sexual assault refers to sexual contact or behavior that occurs without explicit consent of the victim. Some forms of sexual assault include: attempted rape; fondling or unwanted sexual touching; forcing a victim to perform sexual acts, such as oral sex or penetrating the perpetrator's body; penetration of the victim's body, also known as rape (<https://www.rainn.org/articles/sexual-assault>).

● Strongly Agree ● Agree ● Neutral ● Disagree ● Strongly Disagree

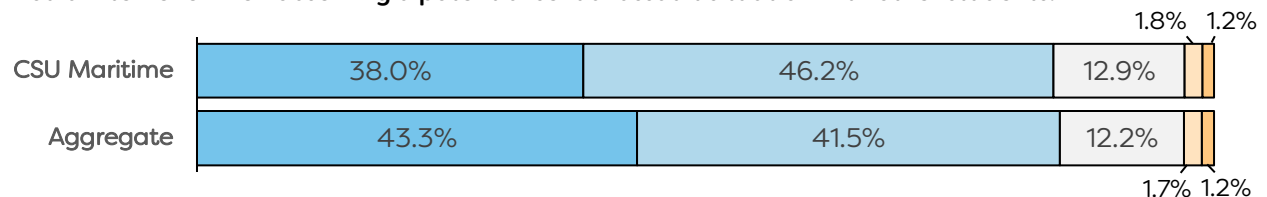
I think sexual assault is a problem on/around this campus.



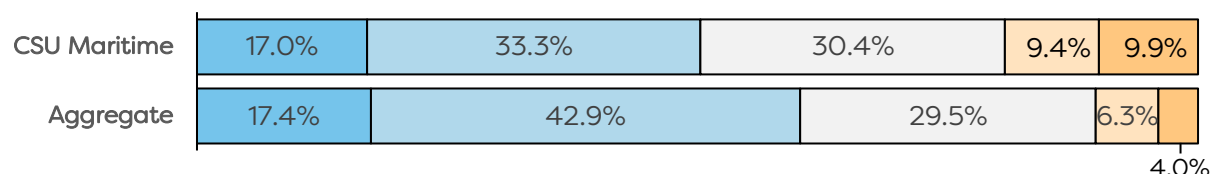
I believe this topic can be positively changed/improved on our campus.



I would intervene when observing a potential sexual assault situation with other students.



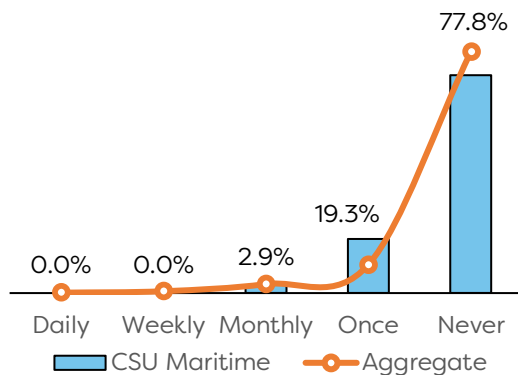
Alcohol is typically a factor in the incidents of sexual assault that I've witnessed or heard about.<sup>†</sup>



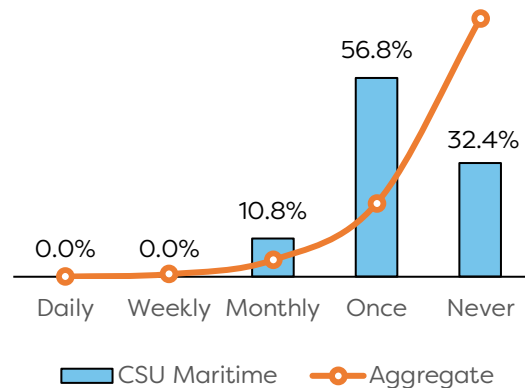
<sup>†</sup>Conditioned on situations reported as witnessed



During the Fall 2018 academic term, how often did you witness a potential sexual assault situation?



During the Fall 2018 academic term, I stepped in to prevent a potential instance of sexual assault.†

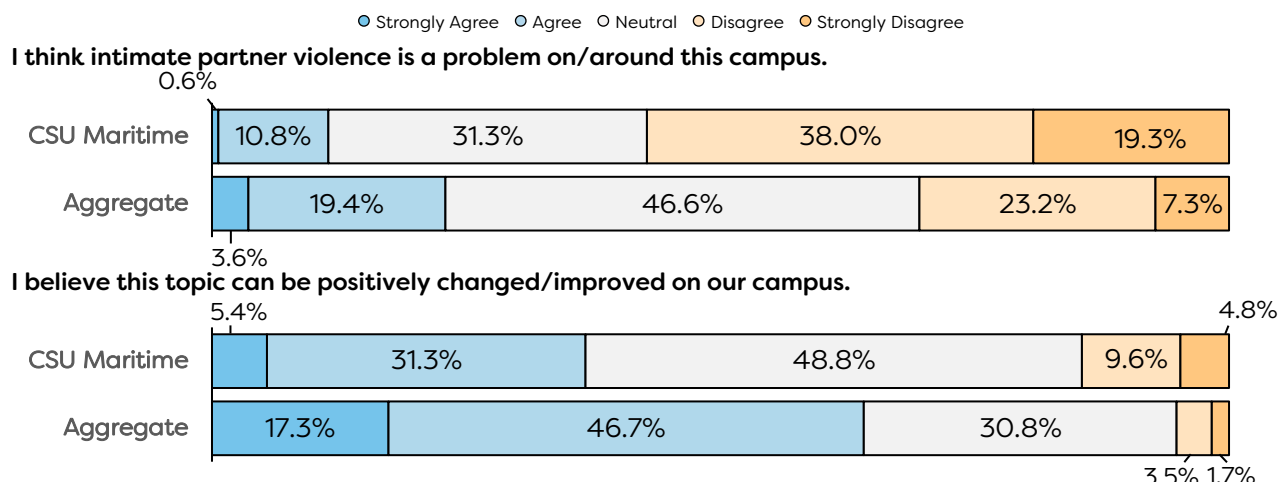


In situations where I did not intervene, it was because...†

<b>24%</b>	<b>Avg. 37%</b>	I didn't know what to do.	<b>30%</b>	<b>Avg. 23%</b>	My relationship with them made it complicated.
<b>30%</b>	<b>32%</b>	I was distracted at the time.	<b>19%</b>	<b>23%</b>	I was paralyzed, but I wanted to do something.
<b>8%</b>	<b>23%</b>	I assumed somebody else would do something.	<b>8%</b>	<b>4%</b>	The person deserved/chose whatever was happening.
<b>14%</b>	<b>20%</b>	It wasn't any of my business.	<b>16%</b>	<b>9%</b>	I was concerned what my friends/peers would think of me.
<b>27%</b>	<b>42%</b>	The situation made me feel unsafe.	<b>11%</b>	<b>19%</b>	I thought I could get in trouble by being involved.


## INTIMATE PARTNER VIOLENCE

Refers to a range of behaviors experienced in the context of any type of intimate relationship or friendship. These behaviors include use of physical force or threats of force against a partner including slapping, punching, throwing objects, threatening with weapons or threatening any kind of physical harm. It can also include extreme emotional abuse such as intimidation, blaming, putting down, making fun of, and name calling (<https://preventioninnovations.wordpress.com/>).

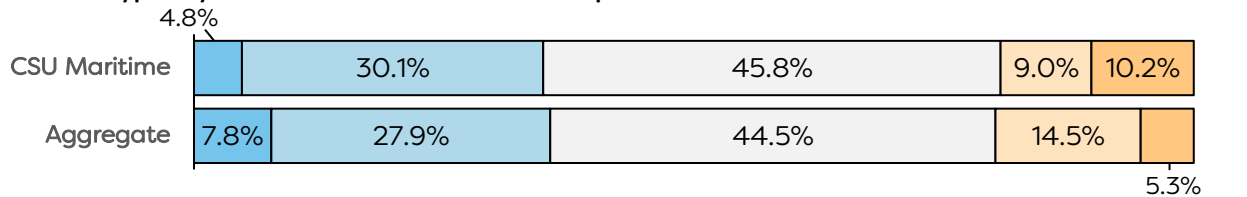


†Conditioned on situations reported as witnessed

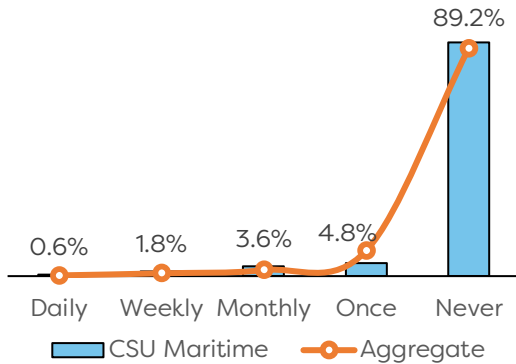
**I would intervene when observing a potential intimate partner violence situation with other students.**



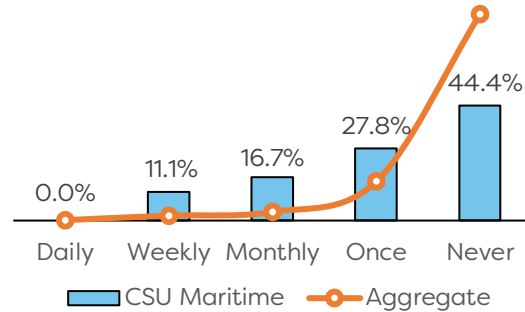
**Alcohol is typically a factor in incidents of intimate partner violence that I've witnessed or heard about.<sup>†</sup>**



**During the Fall 2018 academic term, how often did you witness a potential intimate partner violence situation?**



**During the Fall 2018 academic term, I stepped in to prevent a potential instance of intimate partner violence.<sup>†</sup>**



**In situations where I did not intervene, it was because...<sup>†</sup>**

<b>33%</b>	<b>Avg. 49%</b>	I didn't know what to do.	<b>44%</b>	<b>Avg. 41%</b>	My relationship with them made it complicated.
<b>22%</b>	<b>22%</b>	I was distracted at the time.	<b>6%</b>	<b>23%</b>	I was paralyzed, but I wanted to do something.
<b>17%</b>	<b>21%</b>	I assumed somebody else would do something.	<b>6%</b>	<b>4%</b>	The person deserved/chose whatever was happening.
<b>39%</b>	<b>43%</b>	It wasn't any of my business.	<b>11%</b>	<b>10%</b>	I was concerned what my friends/peers would think of me.
<b>39%</b>	<b>47%</b>	The situation made me feel unsafe.	<b>22%</b>	<b>25%</b>	I thought I could get in trouble by being involved.

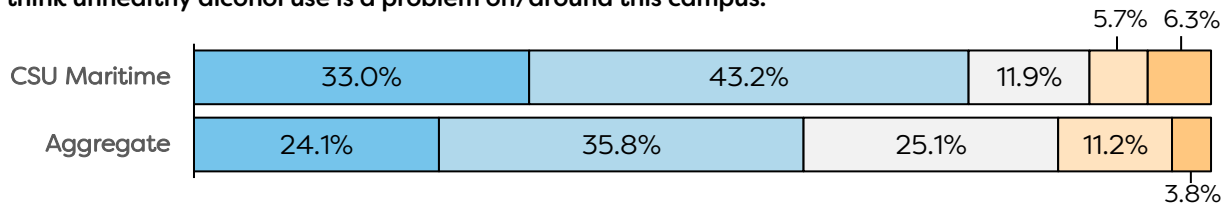
<sup>†</sup>Conditioned on situations reported as witnessed

## UNHEALTHY ALCOHOL USE

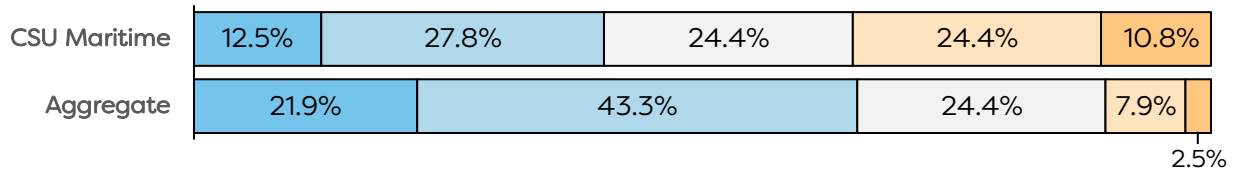
Unhealthy alcohol use includes any alcohol use that puts your health or safety at risk (or the health and safety of others) or causes other alcohol-related problems. This includes binge drinking and other high-risk drinking behaviors (<https://www.mayoclinic.org/diseases-conditions/alcohol-use-disorder/symptoms-causes/syc-20369243>).

● Strongly Agree ● Agree ○ Neutral ○ Disagree ● Strongly Disagree


**I think unhealthy alcohol use is a problem on/around this campus.**



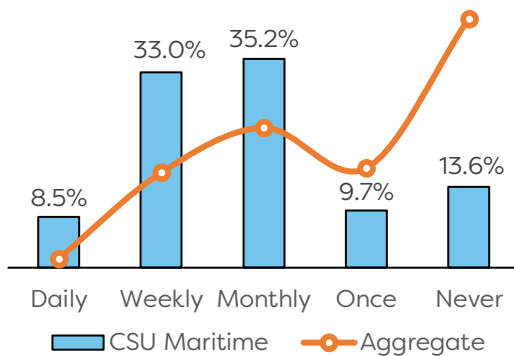
**I believe this topic can be positively changed/improved on our campus.**



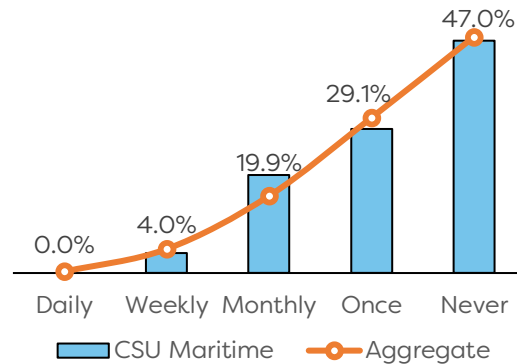
**I would intervene when observing unhealthy alcohol abuse with other students.**



**During the Fall 2018 academic term, how often did you witness unhealthy alcohol abuse?**



**During the Fall 2018 academic term, I stepped in to prevent unhealthy alcohol abuse.†**

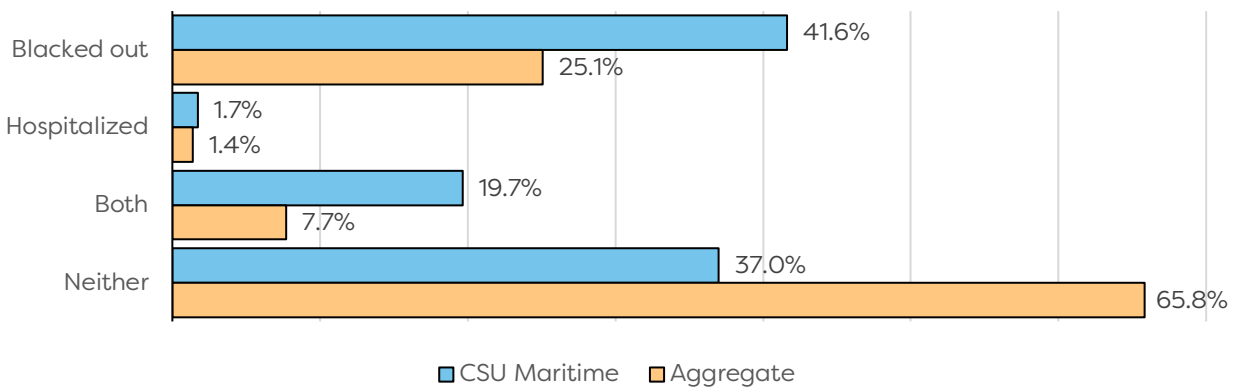


†Conditioned on situations reported as witnessed

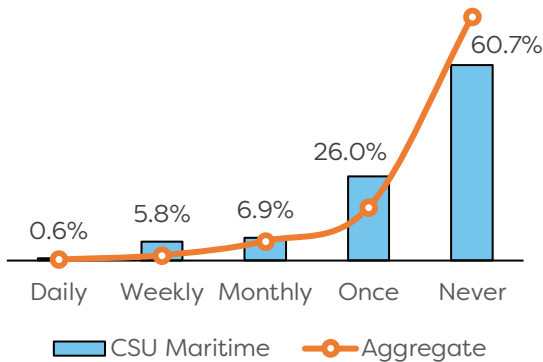
**In situations where I did not intervene, it was because...<sup>†</sup>**

<b>21%</b>	<b>Avg. 38%</b>	I didn't know what to do.	<b>3%</b>	<b>Avg. 11%</b>	I was paralyzed, but I wanted to do something.
<b>34%</b>	<b>33%</b>	I was distracted at the time.	<b>40%</b>	<b>21%</b>	The person deserved/chose whatever was happening.
<b>25%</b>	<b>32%</b>	I assumed somebody else would do something.	<b>15%</b>	<b>13%</b>	I was concerned what my friends/peers would think of me.
<b>60%</b>	<b>55%</b>	It wasn't any of my business.	<b>26%</b>	<b>18%</b>	I thought I could get in trouble by being involved.
<b>17%</b>	<b>33%</b>	The situation made me feel unsafe.	<b>45%</b>	<b>35%</b>	I didn't think it was an issue or a big deal.
<b>27%</b>	<b>34%</b>	My relationship with them made it complicated.			

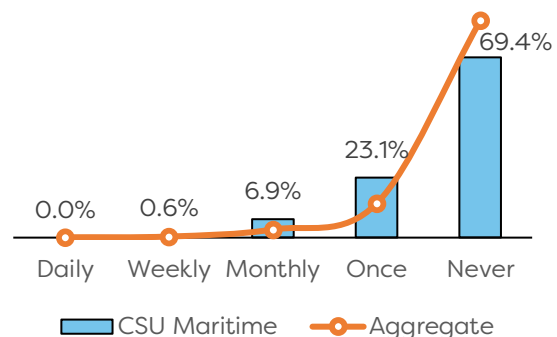
**During the Fall 2018 academic term, I witnessed another student or have personally from unhealthy alcohol use...**



**During the Fall 2018 academic term, I witnessed another student (or personally) drive “under the influence” of alcohol.<sup>†</sup>**



**During the Fall 2018 academic term, I witnessed another student or have personally been significantly injured physically due to alcohol.<sup>†</sup>**




<sup>†</sup>Conditioned on situations reported as witnessed

## ILLICIT OR 'HARD' DRUG USAGE


Illicit or "hard" drugs are drugs that have a high likelihood of abuse, potential death, or addiction. For example: heroin, cocaine, meth or hallucinogens (LSD, mushrooms).

● Strongly Agree ● Agree ○ Neutral ○ Disagree ● Strongly Disagree

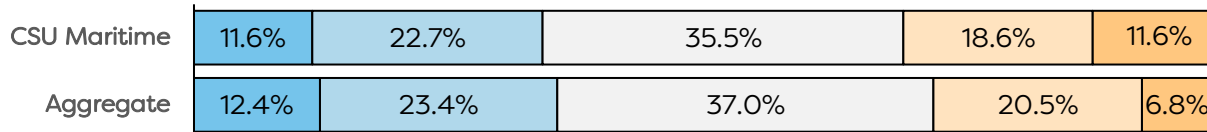
**I think illicit or "hard" drug usage is a problem on/around this campus.**



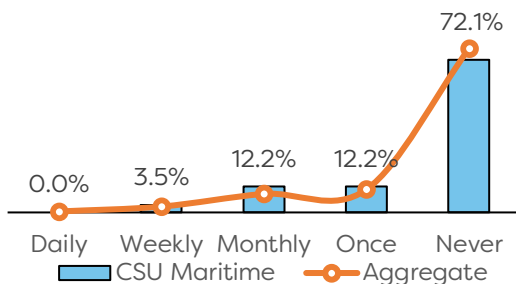
**I believe this topic can be positively changed/improved on our campus.**



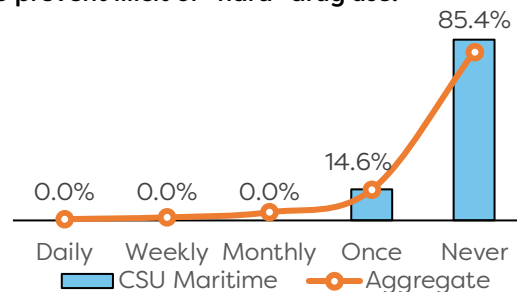
**I would intervene when observing "hard" drug use with other students.**



**During the Fall 2018 academic term, how often did you witness illicit or "hard" drug use?**



**During the Fall 2018 academic term, I stepped in to prevent illicit or "hard" drug use.†**



**In situations where I did not intervene, it was because...†**

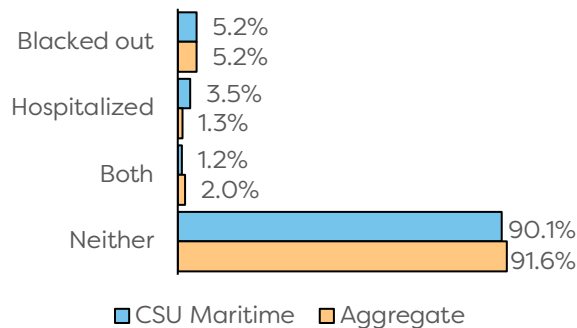
<b>33%</b>	<b>Avg. 41%</b>	I didn't know what to do.	<b>10%</b>	<b>Avg. 11%</b>	I was paralyzed, but I wanted to do something.
<b>25%</b>	<b>23%</b>	I was distracted at the time.	<b>48%</b>	<b>34%</b>	The person deserved/chose whatever was happening.
<b>21%</b>	<b>20%</b>	I assumed somebody else would do something.	<b>25%</b>	<b>17%</b>	I was concerned what my friends/peers would think of me.
<b>67%</b>	<b>68%</b>	It wasn't any of my business.	<b>38%</b>	<b>24%</b>	I thought I could get in trouble by being involved.
<b>27%</b>	<b>36%</b>	The situation made me feel unsafe.	<b>42%</b>	<b>32%</b>	I didn't think it was an issue or a big deal.
<b>48%</b>	<b>37%</b>	My relationship with them made it complicated.			

†Conditioned on situations reported as witnessed

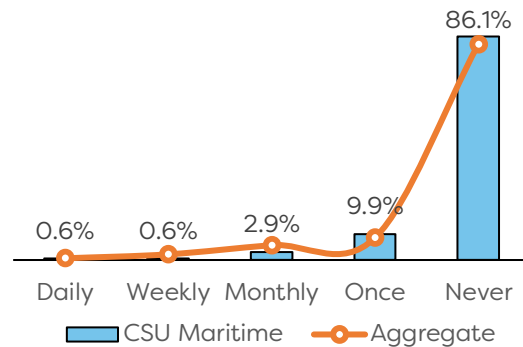
Within the past year, I have witnessed the following drugs being used by my peers...<sup>†</sup>

<b>72%</b>	<b>Avg. 96%</b>	Marijuana, pot, hashish	<b>2%</b>	<b>Avg. 7%</b>	Date rape drugs
<b>0%</b>	<b>3%</b>	Heroin	<b>65%</b>	<b>47%</b>	LSD/acid
<b>20%</b>	<b>15%</b>	Opiates	<b>9%</b>	<b>5%</b>	Dissociative anesthetics
<b>57%</b>	<b>62%</b>	Cocaine/crack	<b>61%</b>	<b>47%</b>	Hallucinogenic plants
<b>7%</b>	<b>7%</b>	Methamphetamines	<b>15%</b>	<b>7%</b>	Inhalants
<b>46%</b>	<b>54%</b>	Ecstasy, molly, MDMA	<b>11%</b>	<b>5%</b>	Other

During the Fall 2018 academic term, I witnessed another student experience, or have personally experienced, from “hard” drug usage...<sup>†</sup>



During the Fall 2018 academic term, I witnessed another student (or personally) drive “under the influence” of drugs.<sup>†</sup>

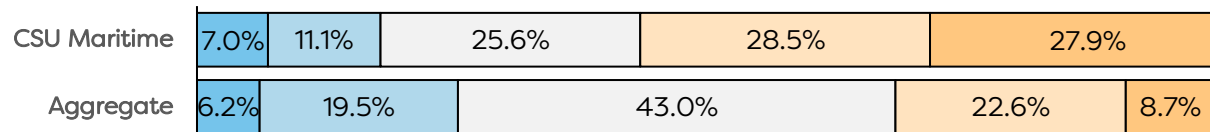


## PRESCRIPTION DRUG ABUSE


Prescription drug abuse is the use of a prescription medication in a way not intended by the prescribing doctor. Prescription drug abuse or problematic use includes everything from taking a friend's prescription painkiller for your backache to snorting or injecting ground-up pills to get high. Drug abuse may become ongoing and compulsive, despite the negative consequences. An increasing problem, prescription drug abuse can affect all age groups, but it's more common in young people. The prescription drugs most often abused include opioid painkillers, sedatives, anti-anxiety medications and stimulants (Mayo Clinic).

● Strongly Agree ● Agree ○ Neutral ● Disagree ● Strongly Disagree

I think prescription drug abuse is a problem on/around this campus.

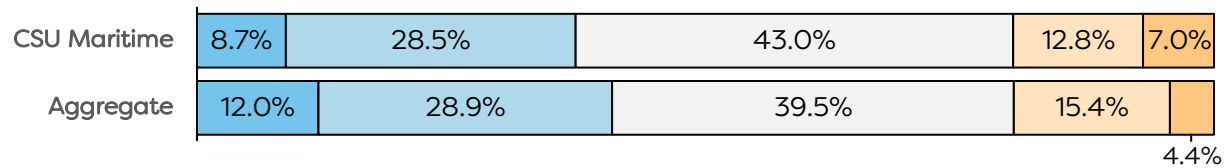


I believe this topic can be positively changed/improved on our campus.

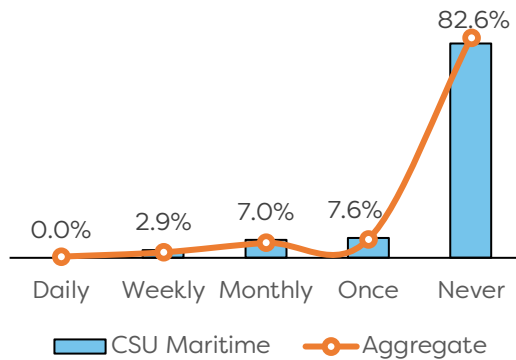


<sup>†</sup>Conditioned on situations reported as witnessed

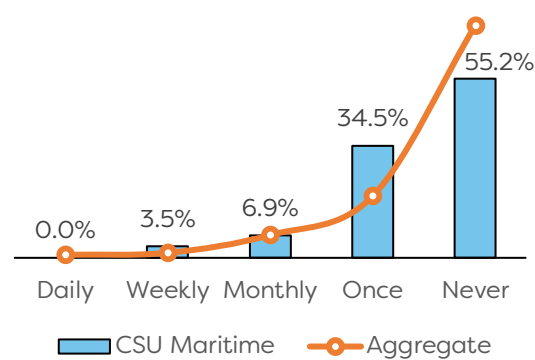
**I would intervene when observing prescription drug abuse among other students.**



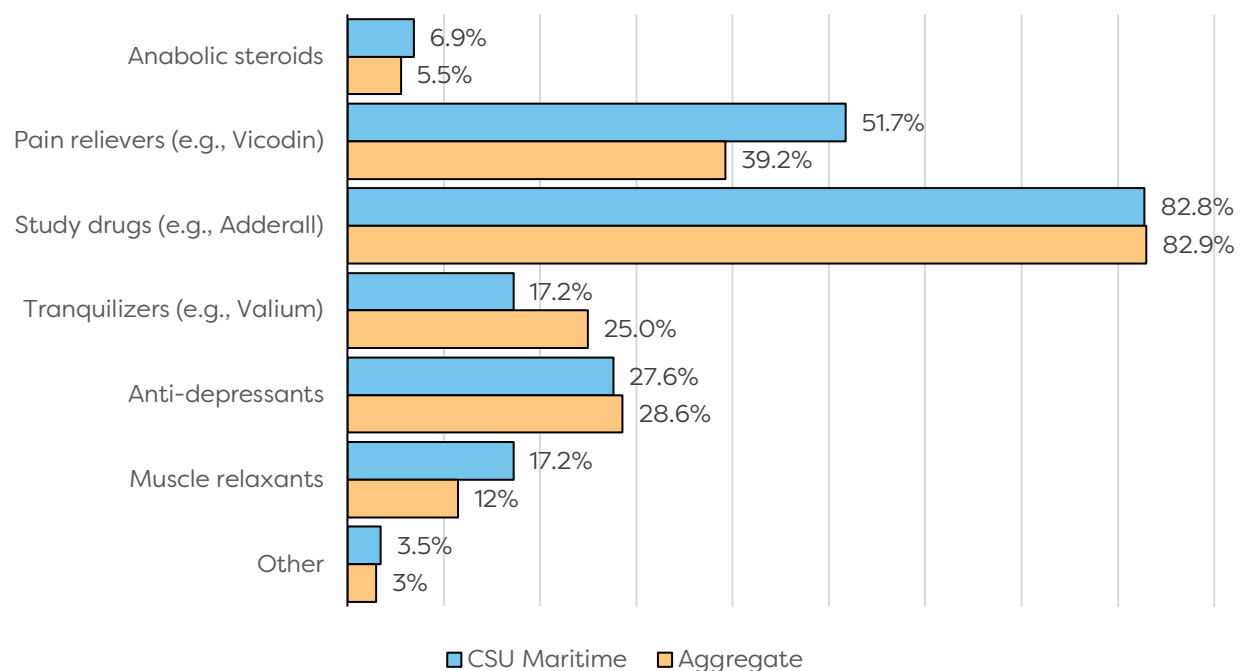
**During the Fall 2018 academic term, how often did you witness prescription drug abuse?**



**During the Fall 2018 academic term, I stepped in to prevent prescription drug abuse.†**



**During the Fall 2018 academic term, I have witnessed the following prescription drugs being abused by other students...†**



†Conditioned on situations reported as witnessed

In situations where I did not intervene, it was because...<sup>†</sup>

<b>17%</b>	<b>Avg. 40%</b>	I didn't know what to do.	<b>10%</b>	<b>Avg. 11%</b>	I was paralyzed, but I wanted to do something.
<b>10%</b>	<b>19%</b>	I was distracted at the time.	<b>41%</b>	<b>30%</b>	The person deserved/chose whatever was happening.
<b>21%</b>	<b>17%</b>	I assumed somebody else would do something.	<b>21%</b>	<b>14%</b>	I was concerned what my friends/peers would think of me.
<b>48%</b>	<b>66%</b>	It wasn't any of my business.			
<b>31%</b>	<b>23%</b>	The situation made me feel unsafe.	<b>24%</b>	<b>16%</b>	I thought I could get in trouble by being involved.
<b>38%</b>	<b>35%</b>	My relationship with them made it complicated.	<b>28%</b>	<b>37%</b>	I didn't think it was an issue or a big deal.

## DISCRIMINATORY AND HATEFUL SPEECH/ACTIONS

Hate speech is any form of expression through which a person/group intends to vilify, humiliate, or incite hatred against a group or a class of persons (Ward, 1998). This includes speech that offends, threatens, or insults groups, based on race, color, religion, national origin, sexual orientation, disability, or other traits (American Bar Association, <http://www.ala.org/advocacy/intfreedom/hate>).

● Strongly Agree ● Agree ○ Neutral ● Disagree ● Strongly Disagree

I think discriminatory and hateful speech/actions are a problem on/around this campus.

CSU Maritime	10.6%	22.4%	23.5%	22.4%	21.2%
Aggregate	18.1%	30.1%	24.6%	18.2%	9.1%

I believe this topic can be positively changed/improved on our campus.

CSU Maritime	7.1%	25.9%	42.4%	12.9%	11.8%
Aggregate	27.6%	40.8%	21.9%	5.4%	4.3%

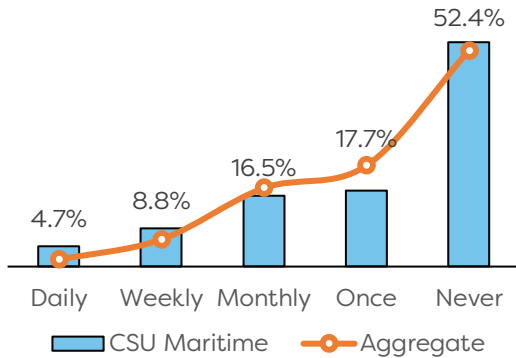
I would intervene when observing discriminatory and hateful speech/actions among other students.

CSU Maritime	17.7%	40.6%	28.8%	6.5%	6.5%
Aggregate	32.1%	37.6%	21.8%	5.5%	3.0%

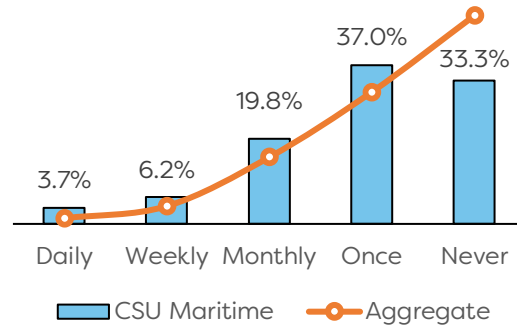
<sup>†</sup>Conditioned on situations reported as witnessed



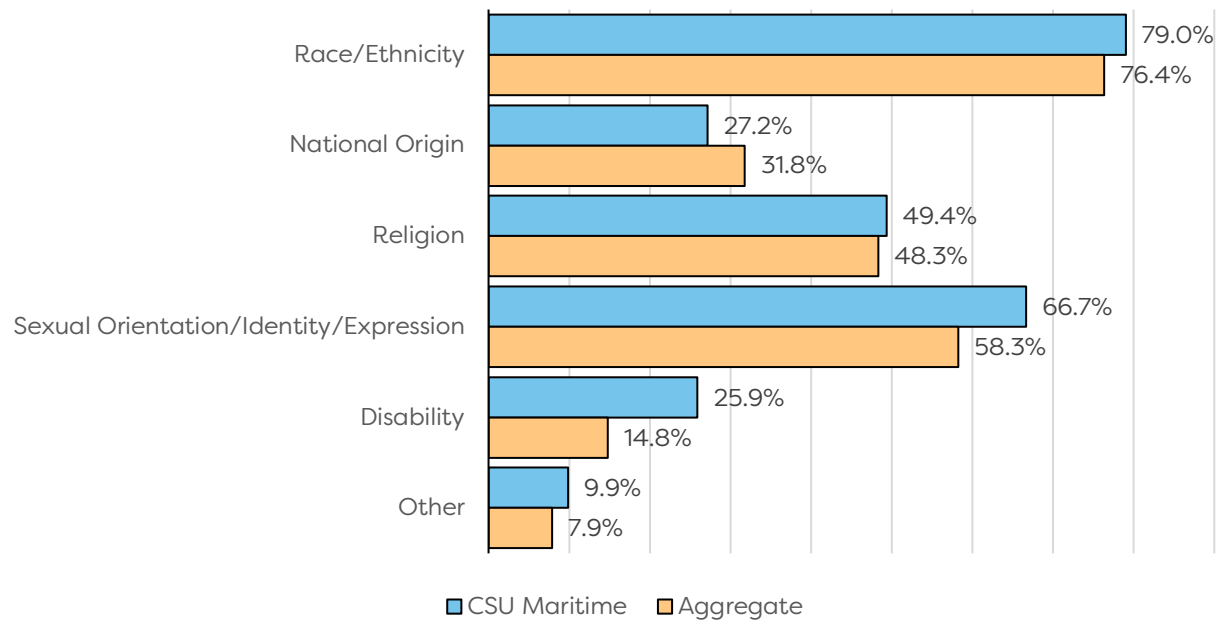
During the Fall 2018 academic term, how often did you witness discriminatory and hateful speech/actions?



During the Fall 2018 academic term, I stepped in to prevent discriminatory and hateful speech/actions.†



During the Fall 2018 academic term, I witnessed discriminatory and hateful speech/actions directed toward...†

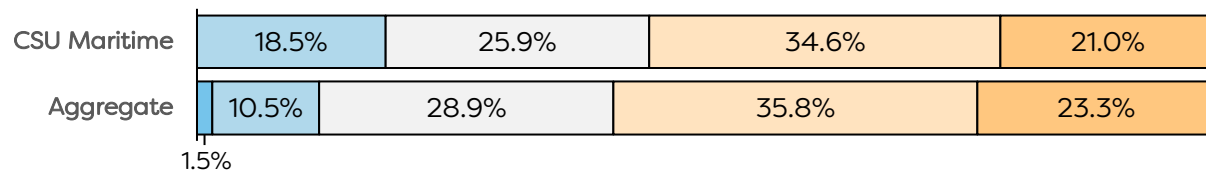


In situations where I did not intervene, it was because...†

Avg.		Avg.	
20%	50%	31%	23%
	I didn't know what to do.		My relationship with them made it complicated.
21%	31%	9%	23%
	I was distracted at the time.		I was paralyzed, but I wanted to do something.
17%	32%	11%	5%
	I assumed somebody else would do something.		The person deserved/chose whatever was happening.
38%	36%	21%	14%
	It wasn't any of my business.		I was concerned what my friends/peers would think of me.
21%	48%	12%	25%
	The situation made me feel unsafe.		I thought I could get in trouble by being involved.

†Conditioned on situations reported as witnessed

**Alcohol is typically a factor in the incidents of discriminatory and hateful speech/actions that I've witnessed.<sup>†</sup>**

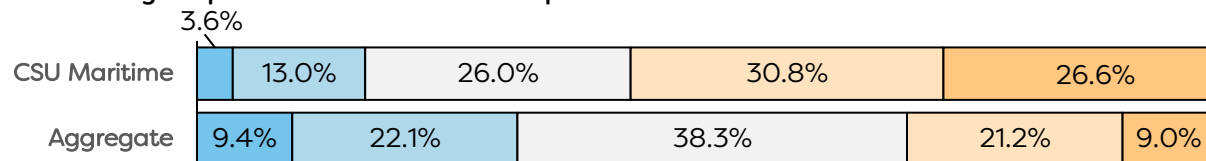


## HAZING


Hazing is any action taken or any situation created intentionally that causes embarrassment, harassment or ridicule and risks emotional and/or physical harm to members of a group or team, whether new or not, regardless of the person's willingness to participate (hazingprevention.org).

● Strongly Agree ● Agree ○ Neutral ● Disagree ● Strongly Disagree

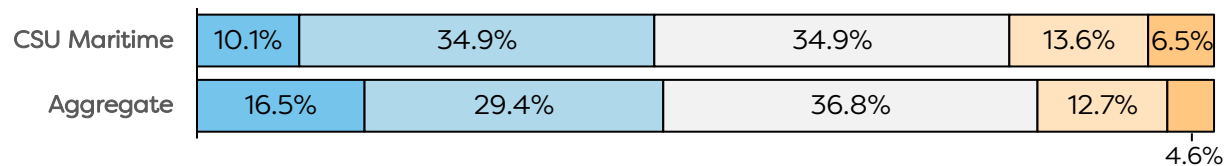
**I think hazing is a problem on/around this campus.**



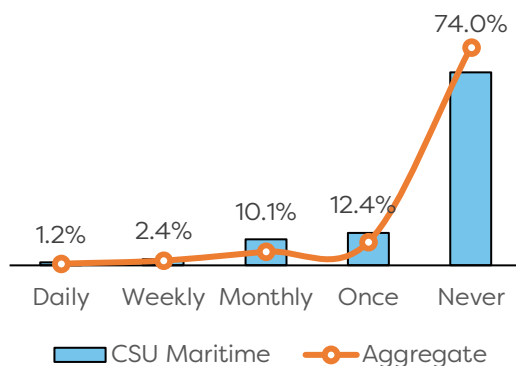
**I believe this topic can be positively changed/improved on our campus.**



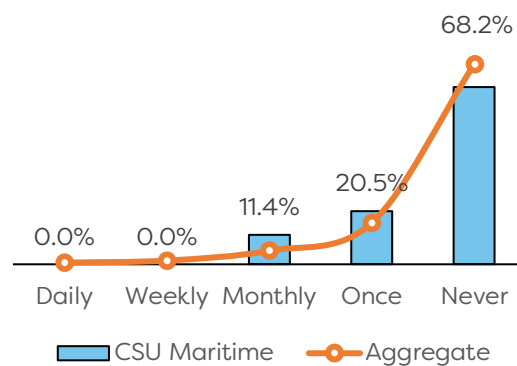
**I would intervene when observing hazing among other students.**



**During the Fall 2018 academic term, how often did you witness hazing?**

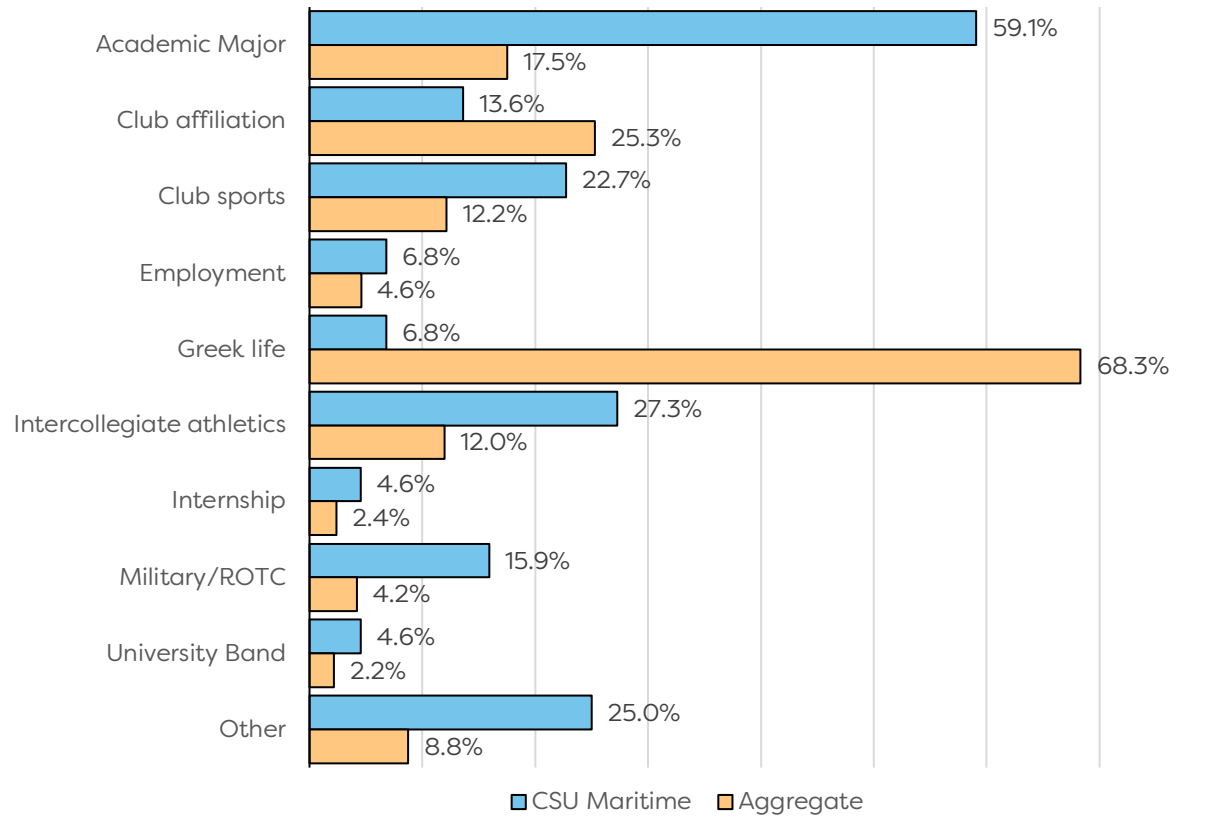


**During the Fall 2018 academic term, I stepped in to prevent hazing.<sup>†</sup>**



<sup>†</sup>Conditioned on situations reported as witnessed

**In what context did the hazing you witnessed occur?†**



**In situations where I did not intervene, it was because...†**

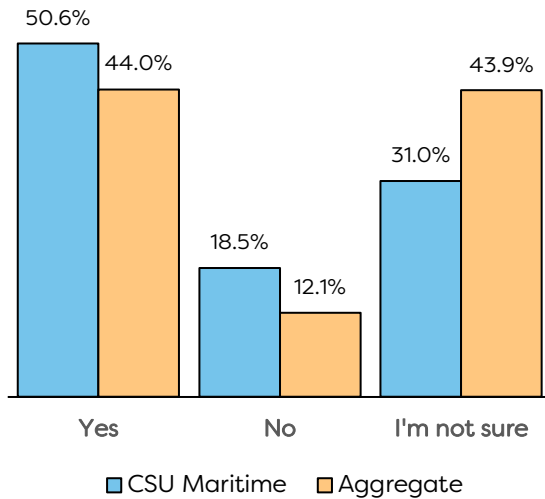
<b>23%</b>	<b>Avg. 49%</b>	I didn't know what to do.	<b>12%</b>	<b>Avg. 14%</b>	I was paralyzed, but I wanted to do something.
<b>12%</b>	<b>22%</b>	I was distracted at the time.	<b>16%</b>	<b>22%</b>	The person deserved/chose whatever was happening.
<b>16%</b>	<b>26%</b>	I assumed somebody else would do something.	<b>14%</b>	<b>19%</b>	I was concerned what my friends/peers would think of me.
<b>35%</b>	<b>56%</b>	It wasn't any of my business.	<b>16%</b>	<b>23%</b>	I thought I could get in trouble by being involved.
<b>16%</b>	<b>30%</b>	The situation made me feel unsafe.	<b>35%</b>	<b>31%</b>	I didn't think it was an issue or a big deal.

**Alcohol is typically a factor in the incidents of hazing that I've witnessed.**

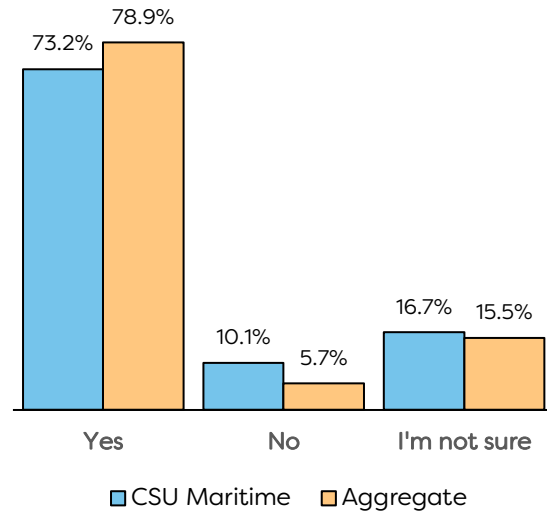
CSU Maritime	14.0%	32.6%	20.9%	16.3%	16.3%
Aggregate	23.0%	28.0%	21.2%	17.4%	10.4%

†Conditioned on situations reported as witnessed

**Do you know if your campus has a “Good Samaritan” or amnesty policy for students in bystander intervention situations?**



**Would knowledge of an amnesty policy encourage your willingness to engage in a bystander intervention situation?**



**On a scale of 1 (not concerning) to 5 (very concerning), how personally concerning are the following bystander intervention categories?**

